




CAPITAL EXPENDITURES





CAPITAL PROJECT FUNDS

Capital Projects Funds are used to account for financial resources related to the acquisition or construction of major capital facilities (other than those financed by proprietary funds). Funding sources include bond proceeds, special purpose local option sales tax (SPLOST), and other unrestricted local funds such as operating transfers from the General Fund.

The County's annual budget process includes the preparation of a five-year Capital Improvement Program document and the preparation of a one-year pay-as-you-go capital budget for general purpose capital needs. The Capital Improvement Program is primarily a planning document. It represents an inventory of unfunded capital needs as identified by County Staff. It is subject to change each year as the needs for the community become better known and the scope of proposed projects evolve. Staff constantly monitors opportunities which arise to schedule and fund the Capital Improvement Program. A CIP Committee meets to rate each project, which provides a prioritization for funding. Items noted in the Capital Improvement Program are used to develop projects lists for future special purpose local sales tax referendums.

The list and scores are presented by the Board of Commissioners for consideration at the beginning of the annual operating budget process. The County Manager recommends projects for funding in his Recommended Budget. The Board discusses requests directly with the department head or elected official making the request.

Funding and project appropriations for the one-year pay-as-you-go component becomes the adopted Capital Improvement Project (CIP) Fund budget for the fiscal year. The CIP Fund budget is appropriated in conjunction with the adoption of the County's annual operating budget in June each year.

Inclusion of a project / capital item for funding through a capital project fund is dependent upon the nature of the fund involved. For example, Sales Tax capital project funds include projects approved by referendum that are to be funded with a one-percent sales tax collected during the referendum period. Legislation has governed the types of projects allowed in each sales tax referendum. The Sales Tax I Fund is only for roads projects. The Sales Tax Fund II Fund expanded to include drainage projects and various capital facilities. Sales Tax III included roads, facilities, drainage, and municipality distributions. The Sales Tax IV Fund included all the above as well as distributions to non-profit organizations. The County also has capital project funds related to a specific bond issues and for general capital needs.

Projects included in the bond funds are limited to the projects listed in the offering statement for a given bond. The Capital Improvement Program (CIP) Fund represents general capital project needs of the County with an individual cost of \$25,000 and a minimum five year life-span. New projects are added to the CIP Fund each year based on project prioritization and funding availability.

The objectives of the general purpose capital improvement program include:

- (1) preservation and improvement of the County's basic infrastructure through public facility construction and rehabilitation;
- (2) maximization of the useful life of capital investments by scheduling major renovations and modifications at the appropriate time in the life-cycle of the facilities;
- (3) identification and review of future infrastructure needs to establish priorities among projects so that available resources are used to the best advantage;
- (4) improved financial planning by comparing needs with resources, evaluating funding sources and identifying potential operating budget implications.

The CIP document includes project request totaling \$64,142,626 for FY 2014. Of the projects initially proposed for funding \$1,830,858 in General Fund M&O projects were funded, and \$295,000 of that funding is an advancement for the McQueen's Trail – Restoration East project. Special Service District projects were funded at the \$195,000 level. FY 2014 projects funded are estimated to have \$5,430,000 in funding needs in the out years of the proposed program. The projects funded with the fiscal 2014 budget adoption are expected to have a \$50,000 annual impact on the County's operating budget.

The total five year proposed program requests total \$276,462,685. Due to its size, the project detail for the CIP Document is not included herein.

The County has not incorporated consistent capital budgeting into its operating budget process. For the past several years, capital improvements have been funded at the close of the fiscal year. Prior to funding capital improvements, the County reviews fund balance / net assets levels to ensure compliance with the organization's financial policies. Subsequent to the aforementioned financial policy review, the Board may approve transfers out to the capital funds of excess reserve levels. In those situations where reserve levels are not sufficient to fund capital requests, the Board may pursue debt financing or alternative revenue sources. For example, in 2005 the County funded a number of facility

projects with a bond issue. In 2006, a referendum was approved to fund several facilities, including a Detention Center Expansion, with special purpose local option sales taxes beginning in October 2008.

Capital assets that do not meet the funding threshold for inclusion in the Capital Project Funds are funded within various departmental operating budgets. These assets typically include equipment and/or furniture used in general operating activities

The County's Capital Project Funds are:

- Sales Tax I Fund - One Percent Sales Tax Fund (1985 to 1993)
- Sales Tax II Fund - One Percent Sales Tax Fund (1993 to 1998)
- Sales Tax III Fund - One Percent Sales Tax Fund (1998 to 2003)
- Sales Tax IV Fund - One Percent Sales Tax Fund (2003 to 2008)
- Sales Tax V Fund - One Percent Sales Tax Fund (2008 to 2015)
- Capital Improvements Program Fund
- Capital Improvements Program Bond Fund (Series 1999)
- Capital Improvements Program Bond Fund (Series 2005)
- Capital Improvements Program Bond Fund (Detention Center Expansion)

The classification of items as capital or operating expenditures/expenses is based on two criteria – cost and frequency. Simply stated, capital improvements have the following characteristics:

- a. are relatively expensive with value of over \$25,000 (excluding vehicles),
- b. are typically one time expenditures or do not recur annually,
- c. have a useful life of 5 years and over, and
- d. result in an increase in fixed assets.

Each year, the County Commission adopts a rating system for prioritizing proposed Capital Improvement Program projects. During the FY 2014 through 2018 Capital Improvement Program process, each project was rated against the following considerations and the total points determined. These points established the relative priority of each project within the program.

Service Level Priority Classification

- 1 Mandatory – Addresses a legislative or legal requirement, or a contractual obligation
- 2 Critical – Protects life, health or safety
- 3 Maintenance – Allows continuation of existing service at same level, or finishes partially complete projects.
- 4 Enhancement – Improves services or facilities when obsolete or inadequate
- 5 New Service – Expands scope or existing public service or introduces an entirely new service

Policy Priority Classification

- 1 Legal Requirement – Legislative/legal or contractual obligation.
- 2 Economic Stimulus – Project eligible to bid out quickly to create local job.
- 3 Environmental – Meets a recommendation of the Chatham Environmental Forum
- 4 Roads and Drainage Infrastructure – Improvements to Roads and Drainage Infrastructure
- 5 Safety / Correction – Protects life, health or safety (includes County correctional system).
- 6 Infrastructure – Public domain fixed assets such as roads, bridges, and similar assets that are immovable and of value only to the government unit
- 7 Other – Other than listed above

C Expected Useful Life – How long until replacement is necessary?

D Boards Goals Addressed – How many goals will the project address?

Board Goals: To provide all citizens the best place to live, work and play:

- A. By protecting the public safety of everyone.
- B. By providing outstanding recreational services and facilities community-wide.
- C. By stimulating economic growth through cooperative business practices to include predictable permitting.
- D. By establishing and maintaining effective management of the County's resources.
- E. By developing and maintaining road and drainage infrastructure.
- F. By pursuing State legislation that supports the County's goals.
- G. By responding to legislative mandates in the most cost-effective manner.

E Effect on Revenue Sources – How does this affect County revenues?

F Grant Reimbursement – Is it available? What match percentage?

Items found within this section of the budget document include:

- Project Summary from the Five Year Capital Improvement Program – this lists each project and provides ratings and classifications for each. This replicates the Project Summary provided to the Board in January.
- Description of Unfunded Critical Projects
- Description of Unfunded Projects over \$500,000
- Composite Listing of Funded Capital Projects
- Identification of Significant, Non-Routine Capital Projects
- CIP Fund FY 2014 Adopted Capital Project Descriptions
- Capital Expenditures Impact on the Operating Budget

**FIVE YEAR CAPITAL IMPROVEMENT PROGRAM PROJECT SUMMARY
FY JULY 1, 2013 THROUGH JUNE 30, 2018 (BY RATING SCORE)**

PAGE NO.	DEPARTMENT/ AGENCY	PROJECT TITLES	SERVICE LEVEL PRIORITY	POLICY PRIORITY	RATING	2013/ 2014	2014/ 2015	2015/ 2016	2016/2017	2017/ 2018	TOTAL
		GENERAL FUND M&O PROJECTS		TOTALS		53,855,826	149,426,940	13,994,842	11,397,720	3,863,057	232,538,385
		SPECIAL SERVICE DISTRICT PROJECTS		TOTALS		5,327,000	4,446,000	4,364,000	6,449,000	3,479,000	24,065,000
		WATER & SEWER FUND PROJECTS		TOTALS		502,800	1,747,000	1,909,000	918,000	463,000	5,539,800
		SOLID WASTE FUND PROJECTS		TOTALS		1,687,000	777,500	450,000	515,000	200,000	3,629,500
		CHATHAM AREA TRANSIT FUND PROJECTS		TOTALS		2,700,000	2,950,000	1,700,000	1,450,000	1,700,000	10,500,000
		BUILDING SAFETY AND REGULATORY SERVICES FUND PROJECTS		TOTALS		70,000	40,000	40,000	20,000	20,000	190,000
				ALL FUNDS GRAND TOTALS		64,142,626	159,387,440	22,457,842	20,749,720	9,725,057	276,462,685

**FIVE YEAR CAPITAL IMPROVEMENT PROGRAM PROJECT SUMMARY
FY JULY 1, 2013 THROUGH JUNE 30, 2018 (BY RATING SCORE)**

PAGE NO.	DEPARTMENT/ AGENCY	PROJECT TITLES	SERVICE LEVEL PRIORITY	POLICY PRIORITY	RATING	2013/ 2014	2014/ 2015	2015/ 2016	2016/2017	2017/ 2018	TOTAL
GENERAL FUND M&O											
18	SCMPD	Fleet Replacement - SCMPD M&O	Mandatory	Legal	106	300,000	300,000	300,000	310,000	310,000	1,520,000
19	ICS	Master Site 7.11 Upgrade	Critical	Legal	109	240,000	240,000	240,000	240,000	240,000	1,200,000
20	Public Works & Parks Services	Frank W. Spencer - Fishing Pier	Maintenance	Legal	105	80,000	70,000	70,000			220,000
21	Detention Center	HVAC System - Unit 5	Critical	Environmental	104	550,000					550,000
22	Detention Center	Facility Roof Repairs	Critical	Infrastructure	99	3,000,000					3,000,000
23	County Manager	Conservation Land Program	Maintenance	Environmental	94	2,500,000	2,500,000	2,500,000	2,500,000		10,000,000
24	County Manager	Truman Trail Phase II	Maintenance	Environmental	94		635,000				635,000
25	Engineering	Drainage Projects	Maintenance	Roads and Drainage	94						0
26	Facilities Maintenance	Replace Old Boilers - Judicial Courthouse	Maintenance	Environmental	94	88,872					88,872
27	Public Works & Parks Services	Memorial Stadium General Renovations	Maintenance	Infrastructure	94	386,000	775,000	375,000	200,000		1,736,000
28	Public Works & Parks Services	L. Scott Stell Park - Park Maintenance	Maintenance	Infrastructure	90	600,000	349,000				949,000
29	Public Works & Parks Services	McCorkle Bikeway	Maintenance	Infrastructure	90	250,000					250,000
30	CEMA	Emergency Operations Center	Enhancement	Safety/Corrections	89	14,456,157					14,456,157
31	Health Department	Infrastructure Improvements - Mid Town Facility	Maintenance	Environmental	89	27,000					27,000
32	Juvenile Court	Replacement of Trane Chiller	Maintenance	Environmental	89	100,858					100,858
33	Public Works & Parks Services	Ambuc Park Project	Maintenance	Infrastructure	89	337,500	397,000	349,000	349,000	349,000	1,781,500
34	Public Works & Parks Services	Burroughs Park	Maintenance	Infrastructure	89		63,250	189,750			253,000
35	County Manager	McQueen's Trail - Restoration East	Maintenance	Environmental	86		325,000				325,000
36	Facilities Maintenance	Energy Efficient Lighting	Maintenance	Environmental	86	150,000					150,000
37	Public Works & Parks Services	Rio Vista Neighborhood - Park Improvements	Maintenance	Infrastructure	85	153,000					153,000
38	Public Works & Parks Services	Rodney J Hall Boat Ramp - Sewer Lift Station	Maintenance	Infrastructure	85	25,000	100,000				125,000
39	Public Works & Parks Services	Salt Creek Park - Water System	Maintenance	Infrastructure	85	75,000	75,000				150,000
40	County Manager	Courthouse Trial Building	Enhancement	Environmental	84		125,000,000				125,000,000
41	County Manager	Highway 17 Landscape Enhancement	Enhancement	Environmental	84	143,750	101,890				327,520
42	County Manager	Truman Parkway Phase V Landscape Addition	Enhancement	Environmental	84			121,469	24,294	24,294	170,057
43	Facilities Maintenance	Modernize Clock Tower - Old Courthouse	Maintenance	Infrastructure	84	27,000					27,000
44	Facilities Maintenance	Pete Liakakis Gov. Building - Roof Replacement	Maintenance	Infrastructure	84		199,000				199,000
45	Facilities Maintenance	Replace Roof - Old Courthouse	Maintenance	Infrastructure	84	169,340					169,340
46	Fleet Operations	Fleet Services Relocation	Maintenance	Infrastructure	84	4,292,000	75,000				4,367,000
47	Fuel Management	Relocation of Sally Mood Drive Fuel Site	Maintenance	Infrastructure	84	727,000					727,000
48	Health Department	Refurbish Parking Lot	Maintenance	Infrastructure	84	45,000					45,000
49	Juvenile Court	Expansion of Courthouse Facility	Maintenance	Infrastructure	84	2,800,000					2,800,000
50	Juvenile Court	Replacement of Courthouse Roof	Maintenance	Infrastructure	84	108,864					108,864
51	Public Works & Parks Services	Coastal Georgia Greenway Project	Enhancement	Environmental	84			1,241,598	1,241,598	1,241,598	3,724,794
52	Public Works & Parks Services	L. Scott Stell Park - Pavilion Roof Replacement	Maintenance	Infrastructure	84						0
53	Public Works & Parks Services	L. Scott Stell Park - Restroom Roof Replacement	Maintenance	Infrastructure	84		60,000				60,000
54	Public Works & Parks Services	Lake Mayer Park - Asphalt Resurfacing	Maintenance	Infrastructure	84	108,000					108,000
55	Public Works & Parks Services	Lake Mayer Park - Parking	Maintenance	Infrastructure	84	275,000		250,000	175,000		700,000
56	Public Works & Parks Services	Lake Mayer Park - Pavilion #1	Maintenance	Infrastructure	84	60,000					60,000
57	Public Works & Parks Services	Lake Mayer Park - Roller/Hockey Skating Facility Improvements	Enhancement	Infrastructure	84	284,000	62,500				346,500
58	Public Works & Parks Services	Lake Mayer Park - Tennis Courts Lights	Maintenance	Infrastructure	84	100,000	25,000	25,000	25,000		175,000
59	Public Works & Parks Services	Salt Creek Park	Maintenance	Infrastructure	84	125,000					125,000
60	Public Works & Parks Services	Tom Triplett Park - Trail Resurfacing	Maintenance	Infrastructure	84	200,000					200,000
61	Public Works & Parks Services	Weightlifting Center - New Roof	Maintenance	Infrastructure	84	80,000					80,000
62	Public Works & Parks Services	Wilmington Island Community Park - Various Projects	Maintenance	Infrastructure	84	30,000	25,000	15,000			70,000
63	Public Works & Parks Services	Isle of Hope Neighborhood Park - Park Repair & Improvements	Maintenance	Infrastructure	82	82,250	19,000	18,975			120,225
64	Clerk of Superior Court	Color Publication Scanner	Enhancement	Legal	81	25,260					25,260
65	Detention Center	Detention Center - Finger Printing Machines	Maintenance	Safety/Corrections	81	45,000					45,000
66	Library	Pooler Library - Roof Replacement	Maintenance	Infrastructure	80	30,000					30,000
67	Library	Whitemarsh Island - Islands Branch Library	Maintenance	Infrastructure	80	1,247,000					1,247,000
68	County Manager	S & O Canal Trail - Phase II	New Service	Environmental	79		1,500,515				1,500,515
69	Public Works & Parks Services	Aquatic Center - Filtration System	Maintenance	Infrastructure	79	225,000					225,000

**FIVE YEAR CAPITAL IMPROVEMENT PROGRAM PROJECT SUMMARY
FY JULY 1, 2013 THROUGH JUNE 30, 2018 (BY RATING SCORE)**

PAGE NO.	DEPARTMENT/ AGENCY	PROJECT TITLES	SERVICE LEVEL PRIORITY	POLICY PRIORITY	RATING	2013/ 2014	2014/ 2015	2015/ 2016	2016/2017	2017/ 2018	TOTAL
70	Public Works & Parks Services	Aquatic Center - Locker Room Remodel	Maintenance	Infrastructure	79	75,000					75,000
71	Public Works & Parks Services	Aquatic Center - Skimmer Plumbing Replacement	Maintenance	Infrastructure	79	51,000					51,000
72	Public Works & Parks Services	Charlie Brooks Sports Complex - Concession Building	Maintenance	Infrastructure	79		250,000				250,000
73	Public Works & Parks Services	Frank G. Murray Building Capital Replacements	Maintenance	Infrastructure	79						0
74	Public Works & Parks Services	Henderson Golf Course Cart Paths	Maintenance	Infrastructure	79		25,000	25,000	25,000		75,000
75	Public Works & Parks Services	Jennifer L. Ross Soccer Complex - Replace Field Drainage	Maintenance	Infrastructure	79	50,000	50,000	50,000	50,000	50,000	250,000
76	Public Works & Parks Services	Jennifer L. Ross Soccer Complex - Soccer Complex Pave Roads & Resod Field	Maintenance	Infrastructure	79	125,000	125,000	125,000	125,000		500,000
77	Public Works & Parks Services	L. Scott Stell Park - Water & Sewer Upgrade	Maintenance	Infrastructure	79	165,000					165,000
78	Public Works & Parks Services	Lake Mayer - Sewer Lift Station Equipment	Maintenance	Infrastructure	79	25,000	100,000				125,000
79	Public Works & Parks Services	Lamarville Park - Park Improvements	Maintenance	Infrastructure	79		72,770				72,770
80	Public Works & Parks Services	McQueen's Island Trail - Erosion Control	Maintenance	Infrastructure	79	66,500	338,000				404,500
81	Public Works & Parks Services	Montgomery Neighborhood Park - Park Improvements	Maintenance	Infrastructure	79	56,000					56,000
82	Public Works & Parks Services	Ogeechee Farms Park- Park Improvements	Maintenance	Infrastructure	79	121,000					121,000
83	Public Works & Parks Services	Pinpoint Neighborhood Park - Park Repair & Improvements	Maintenance	Infrastructure	79	114,000					114,000
84	Public Works & Parks Services	Playground Equipment - Various Parks	Maintenance	Infrastructure	79	25,000	25,000	25,000	25,000	25,000	125,000
85	Public Works & Parks Services	Rodney J Hall Boat Ramp - Water System	Maintenance	Infrastructure	79	25,000	80,000				105,000
86	Public Works & Parks Services	Walter C. Parker Pavilion & Pier	Maintenance	Infrastructure	79	200,000		300,000			500,000
87	Public Works & Parks Services	J.C. Park Tennis Courts & Cannon Fields - Courts & Field Renovations	Maintenance	Infrastructure	76	69,575	83,225				152,800
88	Public Works & Parks Services	Whitemarsh Neighborhood - Park Improvements	Maintenance	Other	75	54,817	54,817	54,817			164,451
89	Engineering	Quacco Road - Sidewalks	Enhancement	Infrastructure	74	355,000					355,000
90	Facilities Maintenance	Replace Doors & Locks	Enhancement	Other	74	46,824					46,824
91	Juvenile Court	Hurricane Protection	Enhancement	Infrastructure	74	117,016					117,016
92	Mosquito Control	Storage Building	Enhancement	Infrastructure	74	97,000					97,000
93	Public Works & Parks Services	Bell's Landing Boat Ramp - Property Purchase	Enhancement	Infrastructure	74	975,000					975,000
94	Public Works & Parks Services	Jennifer L. Ross Soccer Complex - Soccer Complex Improvements	Enhancement	Infrastructure	74		819,758	432,208	432,208		1,684,174
95	Public Works & Parks Services	L. Scott Stell Park - Administrative Office Improvements	Enhancement	Infrastructure	74	40,000	175,000				215,000
96	Public Works & Parks Services	L. Scott Stell Park - Jim Golden Complex Concession Building	Enhancement	Infrastructure	74		200,000				200,000
97	Public Works & Parks Services	L. Scott Stell Park - Jim Golden Complex Multipurpose Field	Enhancement	Infrastructure	74	200,000	100,000	100,000			400,000
98	Public Works & Parks Services	L. Scott Stell Park - Jim Golden Sports Complex	Enhancement	Infrastructure	74	115,500	430,000				545,500
99	Public Works & Parks Services	L. Scott Stell Park - Soccer Fields	Enhancement	Infrastructure	74		40,000	440,000			480,000
100	Public Works & Parks Services	L. Scott Stell Park - Tennis Court Lights/ Basketball	Enhancement	Infrastructure	74		450,000				450,000
101	Public Works & Parks Services	Lake Mayer Park - Baseball and Softball Field	Enhancement	Infrastructure	74	285,000					285,000
102	Public Works & Parks Services	Lake Mayer Park - Event Lawn Plaza and Bulkhead	Enhancement	Infrastructure	74	25,000	280,000	175,000	100,000		580,000
103	Public Works & Parks Services	Lake Mayer Park - Fishing Pier/ Pedestrian	Enhancement	Infrastructure	74	32,500		46,000			78,500
104	Public Works & Parks Services	Lake Mayer Park - New Restroom	Enhancement	Infrastructure	74			125,000	34,000		159,000
105	Public Works & Parks Services	Lake Mayer Park - Relocate Basketball and Volleyball Courts	Enhancement	Infrastructure	74	10,000	105,000				115,000
106	Public Works & Parks Services	Lake Mayer Park - Trail System	Enhancement	Infrastructure	74		223,750	117,500			341,250
107	Public Works & Parks Services	Rodney J Hall Boat Ramp - Diamond Causeway	Enhancement	Infrastructure	74	42,250	469,450	356,750			868,450
108	Public Works & Parks Services	Sallie Mood Park - Park Expansion/Development	Enhancement	Infrastructure	74	218,845	437,690	509,795			1,166,330
109	Public Works & Parks Services	Tom Triplett Park - Tennis Court Lights & Playground Equipment	Enhancement	Infrastructure	74	100,000					100,000
110	County Manager	Civil Rights Museum & Annex System Renovations	Maintenance	Infrastructure	72	400,000	300,000	300,000			1,000,000
111	Library	Library Collection	Maintenance	Infrastructure	72	400,000	400,000	400,000	400,000	400,000	2,000,000
112	Court Administrator	Juror Chair Replacement	Maintenance	Other	69	47,618					47,618
113	Fleet Operations	Fleet Replacement - M&O	Enhancement	Other	69	500,000	500,000	450,000	430,000	430,000	2,310,000

**FIVE YEAR CAPITAL IMPROVEMENT PROGRAM PROJECT SUMMARY
FY JULY 1, 2013 THROUGH JUNE 30, 2018 (BY RATING SCORE)**

PAGE NO.	DEPARTMENT/ AGENCY	PROJECT TITLES	SERVICE LEVEL PRIORITY	POLICY PRIORITY	RATING	2013/ 2014	2014/ 2015	2015/ 2016	2016/2017	2017/ 2018	TOTAL
114	ICS	Digital Radio Equipment	Maintenance	Other	69	100,000					100,000
115	Public Works & Parks Services	Aquatic Center - UV System	Enhancement	Infrastructure	69	135,000					135,000
116	Public Works & Parks Services	Aquatic Center Scoreboard	Maintenance	Other	69	73,500					73,500
117	Public Works & Parks Services	Countywide 2000 Bikeway Plan	New Service	Environmental	69			583,165	583,165	583,165	1,749,495
118	Public Works & Parks Services	Lake Mayer Park - Expansion of Playground	Enhancement	Infrastructure	69		50,000				50,000
119	Public Works & Parks Services	Lake Mayer Park - Shade Structures	Enhancement	Infrastructure	69	45,000	35,000	45,000	45,000		170,000
120	Public Works & Parks Services	McQueen's Island Trail - Phase II	Enhancement	Infrastructure	69	534,000	486,000				1,020,000
121	Public Works & Parks Services	Runaway Point Park - Various Projects	Enhancement	Infrastructure	69	150,000	350,000	150,000	150,000	150,000	950,000
122	Public Works & Parks Services	Tom Triplett Park - Lake Water Source	Enhancement	Infrastructure	69		30,000	70,000			100,000
123	Fuel Management	New Fuel Management Software	Maintenance	Other	66	76,000					76,000
124	ICS	New Storage Area Network	Maintenance	Other	66	100,000	100,000				200,000
125	Public Works & Parks Services	Aquatic Center - Painting Pools Interior	Maintenance	Other	66		110,000				110,000
126	Public Works & Parks Services	Gray Subdivision Neighborhood - Park Improvements	Maintenance	Other	66	30,000					30,000
127	Public Works & Parks Services	Memorial Stadium Repainting	Maintenance	Other	66	302,335					302,335
128	Public Works & Parks Services	West Lake Park - Park Improvements	Maintenance	Other	66	25,300	86,250				111,550
129	Public Works & Parks Services	Aquatic Center - Splash Play Area	New Service	Infrastructure	64	45,000	768,250				813,250
130	ICS	Web Services Redundancy	Maintenance	Other	62	85,000					85,000
131	Library	All Branches - Computer Replacement	Maintenance	Other	62	250,000			250,000		500,000
132	Public Works & Parks Services	Aquatic Center - Painting Pool Deck Walls	Maintenance	Other	62	57,500					57,500
133	Public Works & Parks Services	Automated Vehicle Locator System	New Service	Environmental	61	21,000					21,000
134	County Manager	St. Plus Family Resource Center Renovation	Enhancement	Other	60	200,000	200,000	400,000			800,000
135	Health Department	Eisenhower Facility - Old Building Demolition and Construction of a Wellness Park	New Service	Infrastructure	59		1,050,000				1,050,000
136	Public Works & Parks Services	Blue Jay Avenue - West Lake Field	New Service	Infrastructure	59	180,000	30,000				210,000
137	Public Works & Parks Services	Lake Mayer Park - Gymnasium	New Service	Infrastructure	59			75,000	700,000		775,000
138	Public Works & Parks Services	Lake Mayer Park - Pickleball Court	New Service	Infrastructure	59					60,000	60,000
139	Public Works & Parks Services	S&O Trail Completion	New Service	Infrastructure	59	4,141,250	2,250,450	2,254,465	2,254,465		10,900,630
140	Public Works & Parks Services	Weightlifting Center - New Equipment	Enhancement	Other	59	75,000					75,000
141	Public Works & Parks Services	Whitemarsh Preserve - Develop Trails & Signage	Enhancement	Other	59	44,275	189,750				234,025
142	Public Works & Parks Services	Wilmington Island Tennis Court - Tennis Court Development	New Service	Infrastructure	59			182,160	278,300		460,460
143	Facilities Maintenance	Installation of Audio/Visual Equipment - Old Courthouse	Enhancement	Other	56	33,870					33,870
144	ICS	Network Access Control	Enhancement	Other	56	75,000					75,000
145	ICS	SQL Cluster - Data Warehouse Phase I	Enhancement	Other	56	75,000	25,000				100,000
146	Library	Oglethorpe Mall Branch Library	New Service	Infrastructure	55	817,500	4,030,000				4,847,500
147	County Manager	Slip 1 Riverwalk	New Service	Other	54	6,000,000					6,000,000
148	Public Works & Parks Services	Canebreak Neighborhood Park	New Service	Infrastructure	54		284,625	316,250	189,750		790,625
149	Public Works & Parks Services	Lake Mayer Park - Dog Park	New Service	Infrastructure	54	10,000	160,000	150,000	60,000		380,000
150	County Manager	Soldier's Field Complex	New Service	Other	44	395,000					395,000
151	Public Works & Parks Services	Bandshell Replacement	New Service	Other	41		160,000		160,000		320,000
		GENERAL FUND M&O TOTALS				53,855,826	149,426,940	13,994,842	11,397,720	3,863,057	232,538,385
		SPECIAL SERVICE DISTRICT FUND									
152	SCMPD	Fleet Replacement - SCMPD SSD	Mandatory	Legal	106	589,000	589,000	589,000	589,000	589,000	2,945,000
153	Engineering	Road Resurfacing and Rehabilitation	Maintenance	Roads and Drainage	104	1,000,000	1,000,000	1,000,000	1,000,000	1,000,000	5,000,000
154	Public Works & Parks Services	Guardrail Repair and Replacement	Maintenance	Roads and Drainage	104	50,000	50,000	50,000	50,000	50,000	250,000
155	Public Works & Parks Services	Sign Retroreflectivity	Maintenance	Legal	100	25,000	25,000	25,000	25,000	25,000	125,000
156	Public Works & Parks Services	Storm Drainage Pipe MS4	Maintenance	Roads and Drainage	100	120,000	200,000	220,000	100,000	320,000	960,000
157	Engineering	Dirt Road Paving	Maintenance	Roads and Drainage	94	1,560,000	1,252,000	1,395,000	3,405,000	485,000	8,097,000
158	Public Works & Parks Services	Bridge Repairs Fixed SSD	Maintenance	Roads and Drainage	94		120,000		120,000		240,000
159	Public Works & Parks Services	Curb and Gutter Repair and Replacement	Maintenance	Roads and Drainage	94	25,000	25,000	25,000	25,000	25,000	125,000
160	Public Works & Parks Services	Georgetown Road Construction	Maintenance	Roads and Drainage	94	165,000					165,000
162	Public Works & Parks Services	Thermoplastic Striping	Maintenance	Roads and Drainage	92	40,000	40,000	40,000	40,000	40,000	200,000
163	Public Works & Parks Services	Tidegate Replacement - Various	Maintenance	Roads and Drainage	89	50,000		50,000		50,000	150,000
164	Public Works & Parks Services	Sidewalk Replace and Construction	Maintenance	Infrastructure	84	25,000	25,000	25,000	25,000	25,000	125,000

**FIVE YEAR CAPITAL IMPROVEMENT PROGRAM PROJECT SUMMARY
FY JULY 1, 2013 THROUGH JUNE 30, 2018 (BY RATING SCORE)**

PAGE NO.	DEPARTMENT/ AGENCY	PROJECT TITLES	SERVICE LEVEL PRIORITY	POLICY PRIORITY	RATING	2013/ 2014	2014/ 2015	2015/ 2016	2016/2017	2017/ 2018	TOTAL
165	Public Works & Parks Services	Tidal Erosion Control - Various	Maintenance	Infrastructure	84	25,000	200,000	25,000	200,000		450,000
161	Engineering	Intersection Improvements	Enhancement	Safety/Corrections	74	375,000	375,000	375,000	375,000	375,000	1,875,000
166	Public Works & Parks Services	Traffic Signal Upgrade - Various	Maintenance	Other	72	45,000	45,000	45,000	45,000	45,000	225,000
167	Fleet Operations	Fleet Replacement - SSD	Maintenance	Other	69	650,000	500,000	500,000	450,000	450,000	2,550,000
168	Public Works & Parks Services	Automated Vehicle Locator System	New Service	Environmental	61	78,000					78,000
169	Public Works & Parks Services	All Terrain Excavator	Maintenance	Other	59	395,000					395,000
170	Public Works & Parks Services	Buzzbar Tree Cutter	Enhancement	Other	59	110,000					110,000
		SPECIAL SERVICE DISTRICT TOTALS				5,327,000	4,446,000	4,364,000	6,449,000	3,479,000	24,065,000
		<u>WATER AND SEWER FUND</u>									
171	Water and Sewer	Automated Meter Reading System	Maintenance	Legal	91	100,000	100,000	100,000	100,000	100,000	500,000
172	Water and Sewer	Inflow & Infiltration Reduction - Various Locations	Maintenance	Infrastructure	84	50,000	400,000		400,000		850,000
173	Water and Sewer	Water & Sewer - Building Construction	Maintenance	Infrastructure	84	10,000	100,000		10,000	100,000	220,000
174	Water and Sewer	Pump Replacements - Various Lift Stations	Maintenance	Infrastructure	76	55,000	55,000	60,000	60,000	60,000	290,000
175	Water and Sewer	Replacement Well Sites - Various	Maintenance	Infrastructure	76	20,000	155,000	175,000	190,000		540,000
176	Water and Sewer	Water Wells - Power Take Offs	Maintenance	Infrastructure	76	58,000	60,000	60,000	62,000	62,000	302,000
177	Water and Sewer	Neva Avenue - Well Site	Enhancement	Infrastructure	74	20,000	475,000				495,000
178	Water and Sewer	Fleet Replacement - Water & Sewer	Maintenance	Other	69	30,000	32,000	44,000	26,000	26,000	158,000
179	Water and Sewer	Portable Generator	Maintenance	Other	66	35,000				45,000	80,000
180	Water and Sewer	Automated Vehicle Locator System	New Service	Environmental	61	4,800					4,800
181	Water and Sewer	Isle of Hope - Water Pressure Upgrade	Enhancement	Other	59	50,000	300,000	1,400,000			1,750,000
182	Water and Sewer	Auto Notification System Lift Stations	Enhancement	Other	56	50,000	50,000	50,000	50,000	50,000	250,000
183	Water and Sewer	Auto Notification System Wells Water	Enhancement	Other	56	20,000	20,000	20,000	20,000	20,000	100,000
		WATER AND SEWER FUND TOTALS				502,800	1,747,000	1,909,000	918,000	463,000	5,539,800
		<u>SOLID WASTE FUND</u>									
184	Solid Waste	Yard Waste Program	Maintenance	Infrastructure	84	540,000	202,500	200,000			942,500
185	Solid Waste	Concord Transfer Station - Concord Drainage	Maintenance	Infrastructure	79	10,000	40,000				50,000
186	Solid Waste	Drop Off Center Upgrades	Maintenance	Infrastructure	79	35,000	235,000		265,000		535,000
187	Solid Waste	Fleet Replacement - Solid Waste	Maintenance	Other	69	1,080,000	300,000	250,000	250,000	200,000	2,080,000
188	Solid Waste	Automated Vehicle Locator System	New Service	Environmental	61	22,000					22,000
		SOLID WASTE FUND TOTALS				1,687,000	777,500	450,000	515,000	200,000	3,629,500
		<u>CHATHAM AREA TRANSIT AUTHORITY FUND</u>									
189	Chatham Area Transit Authority	Vehicle Purchase - Fixed Route	Maintenance	Environmental	95	850,000	850,000	850,000	850,000	850,000	4,250,000
190	Chatham Area Transit Authority	Passenger Amenities	Maintenance	Other	75	250,000	250,000	250,000	250,000	250,000	1,250,000
191	Chatham Area Transit Authority	Vehicle Purchase - Para transit	Maintenance	Environmental	75	350,000	350,000	350,000	350,000	350,000	1,750,000
192	Chatham Area Transit Authority	Gwinnet Street Facility	New Service	Infrastructure	65	1,000,000	1,500,000				2,500,000
193	Chatham Area Transit Authority	ITS Enhancement	Enhancement	Other	62	250,000		250,000		250,000	750,000
		CHATHAM AREA TRANSIT FUND TOTALS				2,700,000	2,950,000	1,700,000	1,450,000	1,700,000	10,500,000
		<u>BUILDING SAFETY & REGULATORY SERVICES FUND</u>									
194	BSRS	Fleet Replacement - BSRS	Maintenance	Other	69	40,000	40,000	40,000	20,000	20,000	160,000
195	BSRS	Carpet Replacement	Maintenance	Other	66	30,000					30,000
		BUILDING SAFETY AND REGULATORY SERVICES FUND TOTALS				70,000	40,000	40,000	20,000	20,000	190,000

DESCRIPTION OF UNFUNDED CRITICAL PROJECTS

CRITICAL PROJECTS

DETENTION CENTER – FACILITY ROOF REPAIRS

PROJECT COST: \$ 3,000,000

Replacement of the Detention Center complex roof (approximately 207,000 square feet).

DETENTION CENTER – HVAC SYSTEM – UNIT 5

PROJECT COST: \$ 550,000

The HVAC system consists of 57 individual units. Several have been replaced the past few years; however, some units range in age from 8 to 22 years. Replacement costs average \$5,500 per unit. Other costs associated with this project include the rental of cranes needed to install the rooftop units and the upgrade of Emergency Management Control System wiring and Smoke Evacuation system to stay in compliance with Fire Code regulations.

DESCRIPTION OF UNFUNDED PROJECTS OVER \$500,000

COURTHOUSE TRIAL BUILDING

PROJECT COST: \$125,000,000

125,000 SF new building to expand court services and meet judicial needs for the next 30 years. Project will be shovel-ready in early 2014 with completed, biddable construction documents and all necessary permits, including Historic Review Board. Project also includes modernizing the existing Courthouse, creating new facade and making new site improvements.

EMERGENCY OPERATIONS CENTER

PROJECT COST: \$14,456,157

Construct a new Chatham County Emergency Operations Center on Hunter Army Airfield with infrastructure capable of withstanding the effects of natural and man-made threats identified in the County's Multi-Jurisdictional Hazard Mitigation Plan. The Center will be capable of sheltering 350 critical workforce personnel; ensuring rapid response/recovery efforts to restore economic and socioeconomic stability; and serving as an integrated multi-purpose consolidated facility for Federal, State and local partner's coordination, command and control efforts. Additionally, the Center will provide space and infrastructure accommodations to support a consolidated 9-1-1 Dispatch Center & Traffic Management Center.

S&O CANAL TRAIL COMPLETION

PROJECT COST: \$10,900,630

Complete 16-mile trail that connects historic Savannah and Ogeechee canals.

CONSERVATION LAND PROGRAM

PROJECT COST: \$10,000,000

Funding to purchase properties included in a parcel listing compiled by the Resource Protection Commission for conservation land easement.

DIRT ROAD PAVING

PROJECT COST: \$ 8,097,000

Planning, Design, Right of Way Acquisition, Utilities and Construction of various dirt roads in Unincorporated Chatham County.

SLIP 1 RIVERWALK – HUTCHINSON ISLAND

PROJECT COST: \$ 6,000,000

Extends the existing 140 linear feet Slip 1 riverwalk another 1,450 linear feet around the land-based perimeter. Provides linear park for historical markers detailing the importance of Hutchinson Island's shipping industry to the community's heritage. Allows for \$500 million private investment in Parcel 5.

ROAD RESURFACING & RECONSTRUCTION

PROJECT COST: \$ 5,000,000

Perform maintenance resurfacing or rehabilitation on County paved roads each year at an estimated cost of \$80,000 per mile. This is needed to supplement GDOT LMIG funding for resurfacing which has only provided for about 2 miles of resurfacing per year in the last several years.

DESCRIPTION OF UNFUNDED PROJECTS OVER \$500,000 (continued)

OGLETHORPE MALL BRANCH LIBRARY

PROJECT COST: \$ 4,847,500

Replacing existing facility. This branch is the second busiest in the county. Roof, elevator, fire alarm, and other infrastructure are failing. Current facility no longer meets the needs of a 21st Century library.

FLEET SERVICES RELOCATION – CASEY CANAL BASIN

PROJECT COST: \$ 4,367,000

A continuation of the project Commissioners approved from FY 2011 on exiting the County's Sallie Mood Drive property. Relocate the Fleet Services facilities from the flood-prone Casey Canal Basin (off Sallie Mood) to higher ground.

VEHICLE PURCHASE – FIXED ROUTE

PROJECT COST: \$ 4,250,000

The funds will be used as matching funds to purchase, replace and rebuild fixed route buses for Chatham Area Transit. The project schedule provides for the purchase of 5 to 6 buses each year of the program, plus an ongoing rebuild program. The buses would be heavy and medium duty transit buses used in the operations of the system. Currently, more than half of the fleet is beyond its useful life.

COASTAL GEORGIA GREENWAY PROJECT

PROJECT COST: \$ 3,724,794

Complete 102.2 miles of greenway projects through Chatham County.

FLEET REPLACEMENT – SCMPD (CONTRACT)

PROJECT COST: \$ 2,945,000

Scheduled replacement of vehicles as assigned to SCMPD Special Service District (SSD).

EXPANSION OF JUVENILE COURTHOUSE FACILITY

PROJECT COST: \$ 2,800,000

To provide the necessary funding to complete the Juvenile Courthouse expansion project. The initial project was funded by previous SPLOST funds which were not sufficient to complete the entire project. The amount requested will allow for the completion of the total expansion project.

FLEET REPLACEMENTS – SSD

PROJECT COST: \$ 2,550,000

Scheduled replacements of vehicles as assigned to SSD. Timely vehicle and equipment replacements minimize cost and maximize efficiency.

GWINNET STREET FACILITY – CHATHAM AREA TRANSIT

PROJECT COST: \$ 2,500,000

The land acquisition, design and construction of a new satellite operation center.

DESCRIPTION OF UNFUNDED PROJECTS OVER \$500,000 (continued)

FLEET REPLACEMENTS - M&O

PROJECT COST: \$ 2,310,000

Scheduled replacements of vehicles as assigned to Maintenance and Operations (M&O) Departments. Timely vehicle and equipment replacements minimize cost and maximize efficiency.

FLEET REPLACEMENTS (SOLID WASTE)

PROJECT COST: \$ 2,080,000

Scheduled replacement of vehicles for Enterprise Fund. Timely vehicle and equipment replacements minimize cost and maximize efficiency.

LIBRARY COLLECTIONS

PROJECT COST: \$ 2,000,000

Rebuild existing branch library collections. Decades of under-funding have left library collections in very poor condition.

INTERSECTION IMPROVEMENTS

PROJECT COST: \$ 1,875,000

Planning, design, right-of-way acquisition, utilities relocation and construction for intersection improvements. Improvements include new signalization, existing signalization upgrades (cabinets, controllers, signal heads, strain poles), signal timing, pedestrian improvements and striping in Unincorporated Chatham County.

AMBUC PARK IMPROVEMENTS

PROJECT COST: \$ 1,781,500

To provide for new concession and restrooms facilities as well as repairs to buildings, fencing for outfield, 419 grass, irrigation system, new bleachers, and installation of playground equipment.

ISLE OF HOPE – WATER PRESSURE

PROJECT COST: \$ 1,750,000

Install an elevated water tank in the Isle of Hope area to support fire suppression operations.

VEHICLE PURCHASE – PARA TRANSIT

PROJECT COST: \$ 1,750,000

Requested funds will be used as matching funds to replace Para transit route buses. The project schedule provides for the purchase of 5 to 8 buses each year of the program. The buses would be light and medium duty vehicles for passenger and support unit functions used in the operations of the system.

COUNTYWIDE 2000 BIKEWAY PLAN

PROJECT COST: \$ 1,749,495

Construct a system of bikeways that traverse the County and Municipalities to be tied into the Coastal Georgia Greenway System.

DESCRIPTION OF UNFUNDED PROJECTS OVER \$500,000 (continued)

MEMORIAL STADIUM GENERAL RENOVATIONS

PROJECT COST: \$ 1,736,000

Year one of the project entails the installation of concrete pads under player benches, seal concrete in seating area, landscape area, replace scoreboards, replace fencing and sports lighting. Year two of the project entails the replacement of turf with autodial turf. Year three of the project entails paving the east parking lot, and year four of the project entails the replacement of concrete including walkways.

JENNIFER L. ROSS SOCCER COMPLEX – SOCCER COMPLEX IMPROVEMENTS PROJECT COST: \$ 1,684,174

Add additional fields between Soccer Complex and Lake, additional parking, the development of a play area with Toddler Playground equipment, pave roadway inside park, and utilization of the property once occupied by Public Works.

S & O CANAL TRAIL – PHASE II

PROJECT COST: \$ 1,500,515

Trail extends 6.3 miles from Heritage Trail in downtown Savannah (Roundhouse) to Tom Triplett Park (Lock #3) along historic S&O Canal, then to I-95. Includes cost of three pedestrian bridges. Trail surface will be pervious.

FLEET REPLACEMENT – SCMPD (CONTRACT)

PROJECT COST: \$ 1,520,000

Replacement of police vehicles and equipment as assigned to SCMPD (M&O). Contractual requirement.

PASSENGER AMENITIES – CHATHAM AREA TRANSIT

PROJECT COST: \$ 1,250,000

The construction, repair and replacement of passenger amenities: bus stops, shelters, passenger information programs and related amenities. This would include an annual program to for shelters, benches and trash cans.

WHITEMARSH ISLAND – ISLANDS BRANCH LIBRARY

PROJECT COST: \$ 1,247,000

Replace the Islands Branch with a larger branch library. Currently funded in the fifth year SPLOST cycle.

MASTER SITE 7.11 UPGRADE

PROJECT COST: \$ 1,200,000

This is a required upgrade for the central management component of the radio system used throughout Chatham County for many communications functions, including public safety. Funding for the FY 2014 request were allocated.

SALLIE MOOD - PARK EXPANSION / DEVELOPMENT

PROJECT COST: \$ 1,166,330

(1) Phase 1 - Landscaping, build 1 1/2 trail, install three dozen tables, benches, and trash receptacles. Construct two picnic shelters and install water fountains, street lighting. (2) Phase II - Extend soccer complex, build four foot bridges and a 1 - mile trail around soccer complex and install two dozen tables.

DESCRIPTION OF UNFUNDED PROJECTS OVER \$500,000 (continued)

EISENHOWER FACILITY – OLD BUILDING DEMOLITION AND CONSTRUCTION OF A WELLNESS PARK

PROJECT COST: \$ 1,050,000

Demolition of the old Health Department Building and construction of Greenspace (Wellness Park) for public enjoyment and activities. The current Health Department located on Eisenhower Drive was constructed in the early 1960's. Demolition of this building upon completion of the new Health Department is critical to maintaining public safety and to eliminate potential health hazards, vagrancy, and building vandalism. A new Greenspace (Wellness Park) will be constructed for public use and exercise. Such space will complement the new Health Department which is scheduled for completion in June 2013.

MCQUEENS ISLAND TRAIL – PHASE II

PROJECT COST: \$ 1,020,000

Extension of McQueen's Island Trail from its current terminus at Fort Pulaski to Lazaretto Creek. Add an additional fishing pier.

CIVIL RIGHTS MUESUM & ANNEX SYSTEM RENOVATIONS

PROJECT COST: \$ 1,000,000

To include the museum HVAC, window treatments, new carpeting throughout, audio upgrade, permeable pavers, landscaping, outdoor signage, and toilets. The basement needs to be upgraded. In the Annex, the following upgrades are needed: the kitchen, ballroom, new lighting (spot and ceiling lights), and bathroom.

BELL'S LANDING BOAT RAMP – PROPERTY PURCHASE

PROJECT COST: \$ 975,000

Purchase property adjacent to boat ramp for further development.

STORM DRAINAGE PIPE MS4

PROJECT COST: \$ 960,000

Installation, repair, and replacement of storm drain pipes at various locations.

RUNAWAY POINT PARK – VARIOUS PROJECTS

PROJECT COST: \$ 950,000

To upgrade the baseball/softball, and multipurpose fields by adding lights, irrigation and Bermuda 419 Turf as well as resurface the walking track and parking areas.

L. SCOTT STELL PARK MAINTENANCE

PROJECT COST: \$ 949,000

Resurface multi-use trail, and roadway inside park. Replace one bathroom and block building. Landscape - plant shrubs, flowers, trees - and add three dozen tables with benches. Resurface basketball courts, add fishing pier and new playground equipment.

DESCRIPTION OF UNFUNDED PROJECTS OVER \$500,000 (continued)

YARD WASTE PROGRAM

PROJECT COST: \$ 942,000

Purchase a site for disposal of mulch generated by the grinning operation of yard waste from residential pick up and drop off centers inclusive of site construction of utilities and facilities to support on site staff.

RODNEY J. HALL BOAT RAMP – DIAMOND CAUSEWAY

PROJECT COST: \$ 868,450

Phase I: If permitted, construct one additional picnic shelter, add third boat ramp at a site yet to be determined, add a larger fishing dock, renovate rest rooms, and add additional tables and benches.

INFLOW & INFILTRATION REDUCTION – VARIOUS LOCATION

PROJECT COST: \$ 850,000

Program begins with the hiring of a consultant to evaluate pipe condition and to develop a phased approach to the renovation of the sewer pipe system most likely using a slip line approach versus unearthing of the pipe and replacing it.

AQUATIC CENTER – SPLASH PLAY AREA

PROJECT COST: \$ 813,250

Splash play area is a zero-depth wet playground that uses spray features like spray guns, fountains, mushrooms and others.

ST. PIUS FAMILY RESOURCE CENTER RENOVATION

PROJECT COST: \$ 800,000

Renovation of the St. Pius Family Resource Center.

CANEBREAK NEIGHBORHOOD PARK

PROJECT COST: \$ 790,625

Phase 1: Develop master plan, clear property and landscape. Develop picnic area with shelter, tables/benches, water fountains, large tot lot play area, and streetlights. Phase II: Trails, basketball court, volleyball court (restrooms) and signs.

LAKE MAYER – GYMNASIUM

PROJECT COST: \$ 775,000

Item from Board approved conceptual Master Plan for Lake Mayer dated August 2011.

ITS ENHANCEMENT

PROJECT COST: \$ 750,000

Enhancement to the current ITS system to include upgrades, repair and replacements.

RELOCATION OF SALLIE MOOD DRIVE FUEL SITE

PROJECT COST: \$ 727,000

Relocate the Fuel Site 1, Sally Mood Drive location from the flood-prone Casey Canal Basin to higher ground. In addition, the project includes the removal of existing fuel tanks and canopy. Current system / equipment is obsolete.

DESCRIPTION OF UNFUNDED PROJECTS OVER \$500,000 (continued)

LAKE MAYER PARK – PARKING

PROJECT COST: \$ 700,000

Items that have been approved in the Master Plan dated August 2011. Items include new asphalt parking lots, sidewalks, curb and gutter, and fill dirt. Prioritize as follows: #23 tennis parking, #20 east parking, #28 south parking, #32 southeast parking, #13 west parking, #11 overflow parking for buses and trailers.

TRUMAN TRAIL PHASE II

PROJECT COST: \$ 635,000

The proposed Phase II trail is approximately 4.8 miles and will link to the existing Phase 1 trail (Police Memorial Trail), and to the existing 1.4 mile Daffin Park Loop Trail, at its northern terminus; and to the existing Lake Mayer Community Park Loop trail at its southern terminus. The trail is to be 8-ft in width and shall incorporate multiple rest stops and regional gateways.

LAKE MAYER – EVENT PLAZA AND BULKHEAD

PROJECT COST: \$ 580,000

Items approved by Board in Master Plan dated August 2011. Items include Event Lawn, Plaza & Bulkhead (Item #33), grading & plantings for stormwater Forebay, various plantings and shrubbery, and fill dirt.

L. SCOTT STELL PARK – JIM GOLDEN SPORTS COMPLEX

PROJECT COST: \$ 545,500

New landscape, grassing outfield, and irrigation system on three fields. Install a Netting System to protect citizens from fly balls.

REPLACE WELL SITES - VARIOUS

PROJECT COST: \$ 540,000

Construct new facilities and replace well equipment at various locations.

DROP-OFF CENTER UPGRADES

PROJECT COST: \$ 535,000

Construct new facilities for staff and customers in support of the recycling program at two (2) transfer sites.

CHATHAM COUNTY, GEORGIA
COMPOSITE LISTING OF FUNDED CAPITAL PROJECTS
FISCAL 2014 (JULY 1, 2013 - JUNE 30, 2014)

FUNDING SOURCE	PROJECT	PROJECT #	PROJECT TYPE	FISCAL 2014 APPROPRIATION	PROJECT STATUS
Sales Tax I	Truman Parkway III	50450	Road	548,144	Continued from prior year
Sales Tax I	Truman Parkway V	50470	Road	625,206	Continued from prior year
Sales Tax I	TSM Skidaway: Ferguson - Victory	50490	Road	3,840,075	Continued from prior year
Sales Tax I	US 80: I-516 to Victory	50630	Road	3,130,308	Continued from prior year
Sales Tax I	Various County Roads	55000	Road	2,096,981	Continued from prior year
Sales Tax I	Hunt Road Bridge	57050	Road	1,467,690	Continued from prior year
Sales Tax I	Faye Rd Bridge	57040	Road	1,473,953	Continued from prior year
Sales Tax I	Walthour Rd Bridge	57060	Road	7,129	Continued from prior year
Sales Tax I	Skidaway Rd Culvert	57070	Road	178,294	Continued from prior year
Sales Tax I	Administrative Expenditures	59030	Road	5,955	Continued from prior year
Sales Tax I	Transfer to M&O - Indirect Costs	59210	Other	829,827	Continued from prior year
Sales Tax I	Admin Expenditures - Direct Costs	89040	Road	1,000,000	Continued from prior year
Sales Tax I	Reserve for Specified Projects- Roads, Streets, Bridges	59500	Road	15,511	Continued from prior year
TOTAL APPROPRIATION				\$15,219,073	
Sales Tax II	Jimmy Deloach Phase II	50790	Road	4,175,358	Continued from prior year
Sales Tax II	Whitefield Avenue Widening	50820	Road	519,668	Continued from prior year
Sales Tax II	Right of Way Consultant	59010	Road	207,833	Continued from prior year
Sales Tax II	Administrative Expenditures - Roads	59030	Road	95,516	Continued from prior year
Sales Tax II	Reserve For Roads, Streets, Bridges	59500	Road	28,172	Continued from prior year
Sales Tax II	Transfer to M&O - Indirect Costs	59210	Other	435,126	Continued from prior year
TOTAL APPROPRIATION				5,461,673	
Sales Tax III	Chatham County	89510	Drainage	151,067	Continued from prior year
Sales Tax III	Ogeechee Farms	80090	Drainage	260,263	Continued from prior year
Sales Tax III	Wilmington Park Canal	80180	Drainage	953,111	Continued from prior year
Sales Tax III	Pipemakers Canal	80210	Drainage	5,060,854	Continued from prior year
Sales Tax III	Hardin Canal	80220	Drainage	37,479	Continued from prior year
Sales Tax III	Little Hurst	80250	Drainage	493,992	Continued from prior year
Sales Tax III	Topographic Mapping	80430	Drainage	618,521	Continued from prior year
Sales Tax III	Louis Mills/Redgate/Rahn Dairy Canal	80370	Drainage	1,776,204	Continued from prior year
Sales Tax III	Talmadge Canal	80420	Drainage	27,309	Continued from prior year
Sales Tax III	Right of Way Administration - Drainage	89010	Drainage	68,118	Continued from prior year
Sales Tax III	Eisenhower Widening & Median	50940	Drainage	4,020,194	Continued from prior year
Sales Tax III	East/West Corridor	50950	Roads	13,208,279	Continued from prior year
Sales Tax III	Truman Parkway, Phase V	50470	Roads	1,245,979	Continued from prior year
Sales Tax III	Abercorn Widening (Rio Road to Truman V)	50960	Roads	1,405,563	Continued from prior year
Sales Tax III	Bay Street Widening	50970	Roads	7,606,351	Continued from prior year
Sales Tax III	Stiles Avenue Extension	50980	Roads	544,000	Continued from prior year
Sales Tax III	Spur 21, Phase I - Benton Blvd.	50990	Roads	484,261	Continued from prior year

CHATHAM COUNTY, GEORGIA
COMPOSITE LISTING OF FUNDED CAPITAL PROJECTS
FISCAL 2014 (JULY 1, 2013 - JUNE 30, 2014)

FUNDING SOURCE	PROJECT	PROJECT #	PROJECT TYPE	FISCAL 2014 APPROPRIATION	PROJECT STATUS
Sales Tax III	Right of Way Administration - Roads	59010	Roads	100,000	Continued from prior year
Sales Tax III	Coastal Georgia Greenway	70180	Roads	98,561	Continued from prior year
Sales Tax III	Wetlands Mitigation Bank	78140	Roads	309,640	Continued from prior year
Sales Tax III	Savannah- Ogeechee Canal	60330	Roads	473,459	Continued from prior year
Sales Tax III	Hutchinson Island Riverwalk Extension Slip 1	60380	Roads	1,054,287	Continued from prior year
Sales Tax III	Administrative Expenditures - Direct Cost	89040	Roads	997,393	Continued from prior year
Sales Tax III	Transfer to M & O - Indirect Cost	89210	Other	744,810	Continued from prior year
TOTAL APPROPRIATION				\$ 41,739,695	
Sales Tax IV	Benton Blvd Extension - J. DeLoach Parkway to SR 30	5102	Roads	1,984,058	Continued from prior year
Sales Tax IV	Interchange US 80 and J. DeLoach Parkway	5103	Roads	2,805,573	Continued from prior year
Sales Tax IV	Widen Dean Forest RD (SR307) from I-16 to US 17	5105	Roads	2,825,026	Continued from prior year
Sales Tax IV	Traffic Safety Improvements Bull St to MLK Jr Blvd along Victory E	5106	Roads	1,000,000	Continued from prior year
Sales Tax IV	Island Expressway/Causton Bluff High Level Bridge	5701	Roads	1,464,945	Continued from prior year
Sales Tax IV	Reserve Roads		Roads	54,402	Continued from prior year
Sales Tax IV	Unincorporated Roads	5951	Roads	2,471,190	Continued from prior year
Sales Tax IV	Drainage (\$1M 2008+)	8052	Drainage	5,601,520	Continued from prior year
Sales Tax IV	Pipemakers Canal (\$2M 2008+)	8021	Drainage	16,558,374	Continued from prior year
Sales Tax IV	General Drainage	8050	Drainage	60,769	Continued from prior year
Sales Tax IV	Storm Drainage	8051	Drainage	505,199	Continued from prior year
Sales Tax IV	Unincorporated Areas - Chatham County	7810	Drainage	201,895	Continued from prior year
Sales Tax IV	McQueens Trail Stabilization - Chatham County	7042	Recreation	55,139	Continued from prior year
Sales Tax IV	Truman Trail II	7045	Recreation	259,101	Continued from prior year
Sales Tax IV	Savannah & Ogeechee Canal (S & O Canal)	7046	Recreation	100,000	New project
Sales Tax IV	Salt Marsh Mitigation Bank	7813	Recreation	185,000	Continued from prior year
Sales Tax IV	Tom Triplett Park - Pooler	7001	Recreation	1,965,619	Continued from prior year
Sales Tax IV	Mother Beasley Park - Savannah	7008	Recreation	716,183	Continued from prior year
Sales Tax IV	Bells Landing Boat Ramp	7043	Recreation	215,636	Continued from prior year
Sales Tax IV	Kings Ferry Boat Ramp	7044	Recreation	169,868	Continued from prior year
Sales Tax IV	Coastal Soccer - Concord Soccer Field	7002	Recreation	31,975	Continued from prior year
Sales Tax IV	WW Law Center	7028	Recreation	507,390	Continued from prior year
Sales Tax IV	Library	6021	Recreation	10,490,662	Continued from prior year
Sales Tax IV	County Vehicles	6063	Other	259,323	Continued from prior year
Sales Tax IV	Charlie Brooks Park	6020	Recreation	1,966,346	Continued from prior year
Sales Tax IV	Public Works Building	6043	General Government	575,790	Continued from prior year
Sales Tax IV	Diversion Center County 2008+	6073	Public Safety	4,000,000	Continued from prior year
Sales Tax IV	Transfer to M&O - Indirect Costs	9901	Other	637,085	Continued from prior year
Sales Tax IV	Transfer to CIP - Loan Payment	9901	Other	10,000	Continued from prior year
Sales Tax IV	Administrative Expenditures - Direct Costs	8904	Other	2,106,386	New project
TOTAL APPROPRIATION				\$ 59,784,454	

CHATHAM COUNTY, GEORGIA
COMPOSITE LISTING OF FUNDED CAPITAL PROJECTS
FISCAL 2014 (JULY 1, 2013 - JUNE 30, 2014)

FUNDING SOURCE	PROJECT	PROJECT #	PROJECT TYPE	FISCAL 2014 APPROPRIATION	PROJECT STATUS
Sales Tax V	Jail Facility Expansion (Construction)-Transfer to CIP FD380	69240	Public Safety	20,824,610	Continued from prior year
Sales Tax V	Juvenile Court Complex	60220	Public Safety	3,307,863	Continued from prior year
Sales Tax V	Judicial Courthouse	60420	Public Safety	5,694,120	Continued from prior year
Sales Tax V	Jimmy Deloach Pkwy Phase II	50790	Roads	3,000,000	Continued from prior year
Sales Tax V	Interchange US80 / J. Deloach Pkwy	51030	Roads	4,000,000	Continued from prior year
Sales Tax V	I-16 Flyover Removal	51130	Roads	850,000	Continued from prior year
Sales Tax V	Dean Forest Road widening	51140	Roads	2,999,418	Continued from prior year
Sales Tax V	Pipemakers Canal	80210	Drainage	10,000,000	Continued from prior year
Sales Tax V	Hardin Canal	80220	Drainage	2,478,941	Continued from prior year
Sales Tax V	CAT	60520		1,968,140	Continued from prior year
Sales Tax V	County Admin Building	60650		1,518,599	Continued from prior year
Sales Tax V	Liberty City Community Center	70340		797,750	Continued from prior year
Sales Tax V	Carver Heights Community Center	70350		896,760	Continued from prior year
Sales Tax V	Cloverdale Community Center	70360		694,627	Continued from prior year
Sales Tax V	Greenspace	70410		850,000	Continued from prior year
Sales Tax V	Bloomingtondale 0.892100 %	68010		569,160	Continued from prior year
Sales Tax V	Garden City 1.813900 %	68020		1,157,268	Continued from prior year
Sales Tax V	Pooler 1.784100 %	68030		1,138,256	Continued from prior year
Sales Tax V	Port Wentworth 0.892100 %	68040		569,160	Continued from prior year
Sales Tax V	Savannah 47.57660 %	68050		30,353,871	Continued from prior year
Sales Tax V	Thunderbolt 0.892100 %	68060		569,160	Continued from prior year
Sales Tax V	Tybee Island 2.378800 %	68070		1,517,674	Continued from prior year
Sales Tax V	Vernonburg 0.059500 %	68090		37,961	Continued from prior year
Sales Tax V	LaRoche Avenue Culvert	56630	Drainage	1,496,950	Continued from prior year
Sales Tax V	Coastal Georgia Greenway	56640	Drainage	80,403	Continued from prior year
Sales Tax V	Misc Road Resurfacing	56760	Drainage	2,249,342	Continued from prior year
Sales Tax V	Walthour Road Bridge	57060	Drainage	1,500,000	Continued from prior year
Sales Tax V	Shipyards	80450	Drainage	100,000	Continued from prior year
Sales Tax V	Gateway/Henderson Drain	80620	Drainage	500,000	Continued from prior year
Sales Tax V	Willow Lakes Drainage	80630	Drainage	495,835	Continued from prior year
Sales Tax V	Hampton Place Drainage	80640	Drainage	598,929	Continued from prior year
Sales Tax V	Brampton Outfall	80650	Drainage	100,000	Continued from prior year
Sales Tax V	Charlie Brooks Park	60200	Recreation	250,000	Continued from prior year
Sales Tax V	Tom Triplett Park	70010	Recreation	200,000	Continued from prior year
Sales Tax V	Scott Stell Park	70370	Recreation	200,000	Continued from prior year
Sales Tax V	Lake Mayer Park	70380	Recreation	200,000	Continued from prior year
Sales Tax V	Turners Creek	70390	Recreation	1,000,000	Continued from prior year
Sales Tax V	Cannon Field	70400	Recreation	100,000	Continued from prior year
Sales Tax V	Public Safety and Fire Equipment	60350	Public Safety	400,000	Continued from prior year
Sales Tax V	Public Safety - CEMA Facility design	60360	Public Safety	847,014	Continued from prior year
Sales Tax V	Weightlifting Center	60690	Recreation	500,000	Continued from prior year

CHATHAM COUNTY, GEORGIA
COMPOSITE LISTING OF FUNDED CAPITAL PROJECTS
FISCAL 2014 (JULY 1, 2013 - JUNE 30, 2014)

FUNDING SOURCE	PROJECT	PROJECT #	PROJECT TYPE	FISCAL 2014 APPROPRIATION	PROJECT STATUS
Sales Tax V	Westside Police Precinct	60700	Public Safety	2,654,064	Continued from prior year
Sales Tax V	Marine Patrol Facility or Equipment	60720	Public Safety	400,000	Continued from prior year
Sales Tax V	Admin Expenditure - IDC	99030	Other	500,000	Continued from prior year
Sales Tax V	NEW - Administrative Expenditures - Direct Cost	89040	Other	759,325	Continued from prior year
Sales Tax V	Admin Expenditure - Other	69030	Other	250,000	Continued from prior year
	TOTAL APPROPRIATION			\$ 111,175,200	
CIP Fund	Master Site 7.11 Upgrade	30110	General Government	240,000	New project
CIP Fund	Frank W. Spencer Fishing Pier	31390	Recreation	220,000	Continued from prior year
CIP Fund	Judicial Courthouse Boilers	31400	Recreation	89,000	New project
CIP Fund	Memorial Stadium Repairs	30530	Recreation	386,000	Continued from prior year
CIP Fund	McQueens Trail Restoration	70500	Recreation	295,000	Continued from prior year
CIP Fund	Fleet Replacements	30040	Other	500,000	Continued from prior year
CIP Fund	Guardrail Repair & Replacement	70790	Public Safety	50,000	Continued from prior year
CIP Fund	Sign Retroreflexivity	30230	Public Safety	25,000	Continued from prior year
CIP Fund	Storm Drain Pipe MS4	31410	Drainage	120,000	New project
CIP Fund	Trane Chiller Replacement	30640	General Government	100,858	New project
	TOTAL APPROPRIATION			\$2,025,858	
CIP Bond Fund 2005	CNT Headquarters	32670	Public Safety	\$ 50,000	Continued from prior year
CIP Bond Fund 2005	Health Department	32310	Health & Welfare	25,000	Continued from prior year
	TOTAL APPROPRIATION			\$ 75,000	
CIP Bond Fund 2008	Detention Center Expansion	38060400	Public Safety	\$ 20,824,610	Continued from prior year
	TOTAL APPROPRIATION			\$ 20,824,610	
TOTAL CAPITAL PROJECT APPROPRIATION				\$ 256,305,563	

CHATHAM COUNTY, GEORGIA
IDENTIFICATION OF SIGNIFICANT, NON-ROUTINE PROJECTS
FUNDED CAPITAL PROJECTS
FISCAL 2014 BUDGET (JULY 1, 2013 TO JUNE 30, 2014)

Significant, nonroutine capital expenditures are defined as those expenditures with significant costs and an impact on the County's operating budget. Many of the County's capital projects have a significant cost but, because of the project type or potential conveyance to a municipality upon completion, do not have a projected budgetary impact. For example, the road construction projects found throughout the Sales Tax Funds should not produce future operating budget impacts due to conveyance. A review of funded capital projects indicates that the following projects meet the criteria for significant, nonroutine capital expenditures:

Detention Center / Jail Expansion

Funding Source:	CIP Bond Fund 2008 (SPLOST Revenue)	<u>\$ 20,824,610</u>
Purpose of project:	A 852 bed expansion to the County's existing Detention Facility to relieve overcrowded conditions. Staffing has been increased to reflect the additional beds.	

Library Facilities

Funding Source:	Sales Tax IV (SPLOST Revenue)	<u>\$ 10,490,662</u>
Purpose of project:	Replacement of the Islands and Westside library facilities and addition of a Southside library branch. In 2013, increased costs of \$500,000 will result from the branch replacements. The 2014 impacts are not shown in the forecasts due to their preliminary nature.	

County Courthouse

Funding Source:	Sales Tax V (SPLOST Revenue)	<u>\$ 5,694,120</u>
Purpose of project:	Expansion of the County's judicial courthouse to meet related growth needs. The estimated completion date for this project is 2015. An analysis has not been done to assess the maintenance and security impacts of the new facility; however, security infrastructure needs are included in the construction cost estimates.	

Diversion Center, 2008+

Funding Source:	Sales Tax IV (SPLOST Revenue)	<u>\$ 4,000,000</u>
Purpose of project:	Funding for a diversion center was contemplated at inception of the 2003-2008 SPLOST referendum. The need for this project is currently being reviewed in concert with the expansion of the County's Detention Center facility. Since the scope of this project is still unclear, no cost projections are available to factor into the County's forecasts.	

CHATHAM COUNTY, GEORGIA
IDENTIFICATION OF SIGNIFICANT, NON-ROUTINE PROJECTS
FUNDED CAPITAL PROJECTS
FISCAL 2014 BUDGET (JULY 1, 2013 TO JUNE 30, 2014)

Westside Police Precint

Funding Source:

Sales Tax V

\$ 2,656,064

Purpose of project:


Funding for a new SCMPD Police Precinct on the western side of Chatham County. This facility will assist public safety officials in the fastest growing population area in the County. No additional costs are estimated with the precinct other than utilities.

CAPITAL EXPENDITURES IMPACT ON THE OPERATING BUDGET

The County's financial forecast for the FY 2014 budget will reflect an increase in operating costs. This increase comes from the Sales Tax funded expansion of the Chatham County Detention Center.


The Detention Center expansion is coming on-line in phases. The FY 2014 budget has funding in place for 55 full-time positions which were approved from April 2012 to January 2013. 52 of the new positions were for the Detention Center with an annual cost of \$3.1 million. No permanent revenue source was identified to pay for these positions so the County's "savings account" or fund balance was appropriated. This created a budgetary imbalance in the General Fund that was addressed during fiscal year 2014.

The Adopted Budget adds 52 more Detention Center positions during fiscal year 2014 with an annual cost of \$3.5 million.





DEBT



LEGAL DEBT MARGIN AND DESCRIPTION OF LONG-TERM OBLIGATIONS

LEGAL DEBT MARGIN

The present constitutional limit on direct general obligation bonds for Chatham County is the amount equivalent to 10% of the net assessed valuation of taxable property for debt service purposes. The unused legal debt margin is computed below:

Total Assessed Value of Taxable Property for year 2013	\$13,687,426,968
Less Exemptions for Bond Purposes (Year 2013)	(\$1,259,945,238)
Net Assessed Valuation of Taxable Property for Bond Purposes	\$12,427,481,730
10% of Taxable Values	\$1,242,748,173
General Obligation Backed Debt	\$0
Less assets in debt service funds available for payment of principal (June 2011)	\$0
Total deductions	\$0
Unused Legal Debt Margin	\$1,242,784,173

The Constitutional debt limitation applies to all general obligation bonds authorized. Additional general obligation bonds may be authorized to be issued if so approved by a majority of those voting in an election held for that purpose. Chatham County has no general obligation bonds authorized but unissued.

LONG TERM OBLIGATIONS

Chatham County has a number of long-term debt obligations. FY2014 principal and interest payments for the County's long term obligations by fund are:

<u>Long-term Obligation</u>	<u>Fund where Annual Debt Service Budgeted</u>	<u>Annual Principal</u>	<u>Annual Interest</u>	<u>Total</u>
Series 2011 DSA Bonds	General Fund	\$ 0	\$ 51,899	\$ 51,899
Series 2009 DSA Bonds	General Fund	85,000	80,105	165,105
Series 2005A DSA Bonds	General Fund	550,000	205,950	755,950
Series 2005 DSA Bonds	General Fund	655,000	458,380	1,113,380
Pollution Control Facilities Financing	General Fund	9,978	0	9,978
Mosquito Control Facility	General Fund	105,111	228,399	333,510
Excavator – 2007	General Fund	4,561	18	4,579
Chatham County Hospital Authority Bonds	Debt Service Fund	175,000	9,975	184,975
		<hr/>	<hr/>	<hr/>
Total Annual Debt Service		<u>\$ 1,584,650</u>	<u>\$ 1,034,726</u>	<u>\$ 2,619,376</u>

A description of each of these obligations is shown:

(1) **DOWNTOWN SAVANNAH AUTHORITY REVENUE BONDS, SERIES 2009, \$2.4 MILLION**

The Series 2009 DSA bonds were issued on August 20, 2009 to provide funding for the Chatham County Union Mission Project. The bonds are limited obligations of the DSA, payable from payments made by the County to the DSA under the provisions of an intergovernmental agreement. The bonds pay interest of 3.810%. Final maturity occurs July 1, 2029. As of June 30, 2013, the bonds outstanding totaled \$2,145,000.

(2) **DOWNTOWN SAVANNAH AUTHORITY REVENUE REFUNDING BONDS, SERIES 2005A**

The Series 2005A DSA bonds were issued November 3, 2005 to partially refund the DSA Series 1999 bonds. The bonds are limited obligations of the DSA, payable from payments made by the County to the DSA under the provisions of an intergovernmental agreement. The bonds pay interest between 3% and 5%, depending on the maturity date, with a final maturity date on January 1, 2020. As of June 30, 2013 the bonds outstanding totaled \$4,420,000.

- (3) **DOWNTOWN SAVANNAH AUTHORITY REVENUE REFUNDING AND IMPROVEMENT BONDS (CHATHAM COUNTY PROJECTS), SERIES 2005**
The Series 2005 DSA bonds were issued on June 29, 2005 to advance refund the DSA Series 1993 bonds and provide approximately \$12,000,000 for additional capital project needs. The bonds are limited obligations of the DSA, payable from payments made by the County to the DSA under the provisions of an intergovernmental agreement dated June 1, 2005. The bonds pay interest between 3.0% and 4.25%, depending on the maturity date, with a final maturity on January 1, 2026. As of June 30, 2013 the bonds outstanding totaled \$10,885,000.
- (4) **POLLUTION CONTROL FACILITIES FINANCING**
Chatham County, under court order, has agreements with various county municipalities regarding the financing of pollution control facilities. Payments to the City of Pooler currently remain under the obligation, and the payments will be completed in 2018. At June 30, 2013 the amount outstanding totals \$49,890.
- (5) **MOSQUITO CONTROL FACILITY**
In February 2001 the County entered into an intergovernmental agreement with the Savannah Airport Commission (SAC). Under terms of the agreement the County contracted to reimburse the SAC for the design and construction costs of a Mosquito Control Facility. The County will repay SAC \$4,596,057 over thirty years at an interest rate of 6.08%. Monthly payments of \$27,793 began January 1, 2003 and will conclude on December 1, 2032. The County is also leasing a 7.7 acre site where the facility was built for fifty years. Annual rental is based on the appraised land value multiplied by a 12% factor. Rental rates will be modified every five years based upon a reappraisal of the land. Effective January 1, 2008 the land rental rate was amended to \$38,496 based on the new market valuation.
- (6) **EXCAVATOR - 2007**
On December 7, 2007 the County entered into a capital lease agreement with G. E. Capital Finance, Inc to provide funds for an excavator for Mosquito Control. The principal amount of \$238,000 with an interest rate of 4.8% was financed over a five year period. A final payment of \$4,579 will be made in FY2014.
- (7) **DOWNTOWN SAVANNAH AUTHORITY REVENUE BOND, SERIES 2011, \$2.7 MILLION**
On November 22, 2011 the County entered into an intergovernmental contract with the Downtown Savannah Authority relating to a Downtown Savannah Authority revenue bond (Chatham County – Union Mission Project) Series 2011. The maturity date of the bonds is October 1, 2016. Under the terms of the contract, Chatham County is obligated to pay interest or five years. The annual payment for FY2014 is \$51,899.

(8) CHATHAM COUNTY HOSPITAL AUTHORITY BONDS

On April 28, 1993 the Chatham County Hospital Authority issued \$2.245 million revenue bonds to provide funds for land acquisition and construction for public health facilities within Chatham County. The bonds are limited obligations of the Hospital Authority, payable from payments made by the County to the Authority under the Lease with respect to the project costs and from other revenues and funds pledged to the payment thereof. Final maturity occurs January 1, 2014. The bonds pay interest between 3.5% and 5.7%, depending on the maturity date. As of June 30, 2013 the bonds outstanding totaled \$175,000.